



Leaf Detective

Suggestion: Wait for a beautiful fall or early winter day.

Materials

• Collected Leaf	• Crayons
• Cubes and Paperclips to Measure	• Leaf Detectives Handout

Objectives

- I can use measurement tools to determine the length and width of my chosen leaf.
- I can describe the size of my leaf.
- I can describe the color of my leaf.

Anticipatory Set

Gather students on the rug and show a leaf. Ask simple guiding questions:

- What is this?
- Where do leaves come from?

Explain that students will become leaf detectives and study a leaf using their eyes and hands.

Introduction

Review outdoor safety rules. Take students outside to collect one leaf each (from the ground, not picked from trees).

Students should now carry their leaf carefully back to class.

Guided Practice

Distribute the Leaf Detective handout. Use the leaf you showed your students at the beginning of the lesson to model identifying the colors that can be found in your leaf. Next model how to describe the size of the leaf by looking around at the leaves your students brought in. In comparison, is your leaf small, medium, or large.

Now you are ready to use the cubes and paperclips to model measuring the length and width of your leaf.

Independent Practice

Students should now look closely at their leaf to complete their handout. They should color the color words that represent the colors they see in their leaf.

Students should look at their classmates leaves to determine the size of their leaf and color in the leaf size that best represents their leaf.

Students should place the paperclips and cubes along their leaf to count how many it takes and record their measurements.


Closure

Have students share their leaf with a partner or the class. They should share:


- The colors found in their leaf.
- The size of their leaf.
- The length and width of their leaf.

Leaf Detective

My leaf is:



Large




Medium



Small

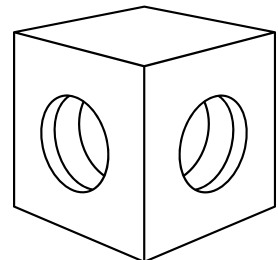
The colors that can be found on my leaf are:

green
orange
red
brown
yellow
black



**My leaf is _____ paperclips long and
_____ paperclips wide.**

**My leaf is _____ cubes long and
_____ cubes wide.**



Thanks for downloading!

Please check out batonrougegreen.com/programs/canopy_kids
for more awesome tree related information and lessons.